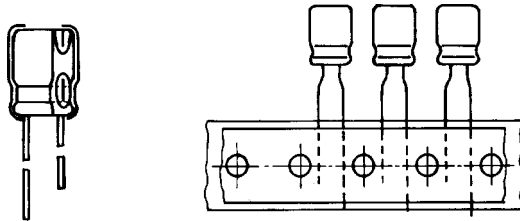


Aluminum Electrolytic Capacitors, Radial Style



FEATURES

- Polarized Al electrolytic capacitor
- High C·U product
- Very small dimensions
- Long lifetime
- Extended temperature range: 105°C

APPLICATIONS

- General uses, industrial electronics, automotive electronics, audio / video systems
- Smoothing, filtering, coupling, decoupling, timing elements
- Little space requirement
- Portable and mobile units

MAIN SPECIFICATIONS				
Nominal Case Size (D x L)	[mm]	5 x 11 to 18 x 11.5		10 x 12.5 to 18 x 40
Rated Capacitance Range	[μF]	2.2 to 22000		
Capacitance Tolerance	[%]	± 20		
Rated Voltage Range	[V]	6.3 to 100	160 to 350	400, 450
Category Temperature Range	[°C]	-55 to 105	-40 to 105	-25 to 105
Endurance Test at UCT	[h]	1000		2000
Lifetime at 105°C and I _R	[h]	1500		2500
Lifetime at 85°C and I _R	[h]	6000		10000
Lifetime at 40°C and I _R	[h]	140000		230000
Sectional Specifications		IEC 384-4, CECC 30300, GP/ LL grade		
Detail Specifications		CECC 30301-037, similar to DIN 45 910 Part 124 without quality assessment		
Climatic Category IEC 68 DIN 40040		55 / 105 / 56 FMF	40 / 105 / 56 GMF	25 / 105 / 56 HMF
Failure Rate	[10 ⁻⁹ / h]	≤ 45		

DIMENSIONS														
Nominal Size D x L in [in millimeters]														
C_R [μ F]	U_R [V]													
	6.3	10	16	25	35	50	63	100	160	200	250	350	400	450
2.2								5 x 11			6.3 x 11	8 x 11.5	8 x 11.5	10 x 12.5
3.3								5 x 11		6.3 x 11	8 x 11.5	8 x 11.5	10 x 12.5	10 x 16
4.7								5 x 11	6.3 x 11	8 x 11.5	8 x 11.5	10 x 12.5	10 x 12.5	10 x 16
6.8								5 x 11	8 x 11.5	10 x 12.5	10 x 12.5	10 x 16	10 x 16	10 x 20
10								5 x 11	10 x 12.5	10 x 12.5	10 x 12.5	10 x 16	10 x 20	13 x 20
15							5 x 11	6.3 x 11	10 x 16	10 x 16	10 x 16	13 x 20	13 x 20	13 x 25
22							5 x 11	6.3 x 11	10 x 16	10 x 16	10 x 20	13 x 20	13 x 25	16 x 25
33						5 x 11	6.3 x 11	8 x 11.5	10 x 20	10 x 20	13 x 20	13 x 25	16 x 25	16 x 31.5
47					5 x 11		6.3 x 11	10 x 12.5	13 x 20	13 x 20	13 x 25	16 x 25	16 x 31.5	16 x 35.5
68				5 x 11	6.3 x 11	8 x 11.5	8 x 11.5	10 x 16	13 x 25		16 x 25	16 x 31.5	18 x 35.5	
100			5 x 11		6.3 x 11	8 x 11.5	8 x 11.5	10 x 20	13 x 25	16 x 25	16 x 31.5			
150		5 x 11		6.3 x 11	8 x 11.5	10 x 12.5	10 x 12.5	13 x 20	16 x 25	16 x 35.5	18 x 35.5			
220		5 x 11	6.3 x 11	8 x 11.5	8 x 11.5	10 x 12.5	10 x 16	13 x 25	16 x 31.5	18 x 35.5				
330		6.3 x 11	8 x 11.5	8 x 11.5	10 x 12.5	10 x 16	10 x 20	13 x 25	18 x 35.5					
470		6.3 x 11	8 x 11.5	10 x 12.5	10 x 16	10 x 20	13 x 20	16 x 25						
680	8 x 11.5	10 x 12.5	10 x 12.5	10 x 16	13 x 16	13 x 20	13 x 25	16 x 31.5						
1000	8 x 11.5	10 x 12.5	10 x 16	10 x 20	13 x 20	13 x 25	16 x 25	18 x 40						
1500	10 x 16	10 x 16	13 x 16	13 x 20		16 x 25	16 x 35.5							
2200	10 x 20	10 x 20	13 x 20	13 x 25	16 x 25	16 x 35.5								
3300	13 x 16	13 x 20	13 x 25	16 x 25	16 x 35.5	18 x 35.5								
4700	13 x 20	13 x 25	16 x 25	16 x 31.5	18 x 35.5									
6800	13 x 25	16 x 25	16 x 31.5	18 x 35.5										
10000	16 x 25	16 x 35.5	18 x 35.5											
15000	16 x 35.5	18 x 35.5												
22000	18 x 40													

± 10% Capacitance Tolerance on request

LEAKAGE CURRENT

Formula for the calculation of the maximum leakage current for acceptance tests I_L :
 [Test conditions: U_R 20°C, 2 minutes ($U_R \leq 100V$) / 5 minutes ($U_R > 100V$)]

$$I_{L2} [\mu A] \leq 0.01 \cdot C_R [\mu F] \cdot \ddot{U}_R [V] \quad \text{or } 3\mu A \quad \text{for } U_R \leq 100V \quad \text{whichever is greater}$$

$$I_{L5} [\mu A] \leq 0.02 \cdot C_R [\mu F] \cdot \ddot{U}_R [V] \quad +15 \quad \text{for } U_R > 100V$$

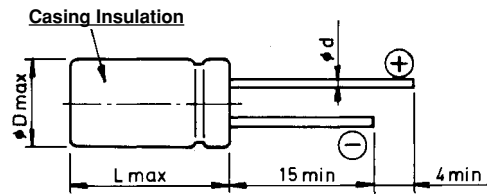
LOW TEMPERATURE BEHAVIOR										
Impedance Ratio $Z(T2) / Z(T1)$ at 120Hz										
$T2 / T1$	RATED VOLTAGE									
	6.3	10	16	25	35	50~100	160	200~350	400	450
-25°C / +20°C	5	4	3	2	2	2	3	4	6	10
-40°C / +20°C	10	8	6	4	3	3	4	8	-	-

DIMENSIONS AND LEAD CONFIGURATION

$5 \leq \text{ØD} \leq 18$

Long leads

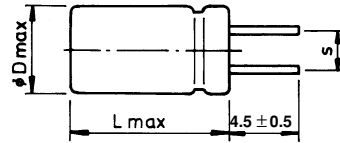
EKB 00...



$5 \leq \text{ØD} \leq 18$

Shortened leads
(S = 2 / 2.5 / 3.5 / 5 / 7.5mm)

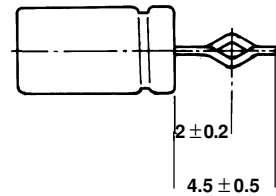
EKB 05...



$10 \leq \text{ØD} = 18$

Leads shortened and formed
(S = 5 / 7.5mm)

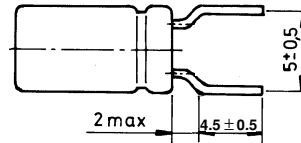
EKB 06...



$5 \leq \text{ØD} \leq 8$

Leads bent open, shortened
(S = 5mm)

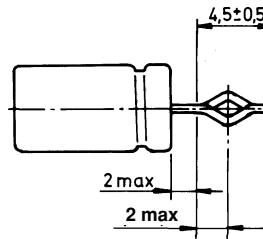
EKB 09...



$5 \leq \text{ØD} \leq 8$

Leads bent open,
shortened and formed
(S = 5mm)

EKB 06...



Leads are solder-coated steel
Safety vent for $\text{ØD} \geq 8\text{mm}$

DIMENSIONS [in millimeters]			
NOMINAL SIZE D X L	MAXIMUM SIZE D _{max.} X L _{max.}	LEAD ød ± 0.05	LEAD SPACING S ± 0.05
5 x 11	5.5 x 12.0	0.5	2.0
6.3 x 11	6.8 x 12.0	0.5	2.5
8 x 11.5	8.5 x 12.5	0.6	3.5
10 x 12.5	10.5 x 14.5	0.6	5.0
10 x 16	10.5 x 18.0	0.6	5.0
10 x 20	10.5 x 22.0	0.6	5.0
13 x 16	13.5 x 18.0	0.6	5.0
13 x 20	13.5 x 22.0	0.6	5.0
13 x 25	13.5 x 27.0	0.6	5.0
16 x 25	16.5 x 27.0	0.8	7.5
16 x 31.5	16.5 x 33.5	0.8	7.5
18 x 35.5	16.5 x 37.5	0.8	7.5
16 x 40	16.5 x 42.0	0.8	7.5
18 x 35.5	18.5 x 37.5	0.8	7.5
18 x 40	18.5 x 42.0	0.8	7.5

TECHNICAL AND ORDERING INFORMATION

If not indicated otherwise the following test conditions apply to all electrical parameters:

$T_a = 20^\circ\text{C}$, $p = 80\text{-}120\text{ kPa}$, $\text{RH} = 45\text{-}75\%$

C_R Rated Capacitance at 120Hz
 U_R Rated Voltage
 $\tan \delta$ Max. Dissipation Factor at 120Hz
 R_{ESR} Max. Equivalent Series Resistance at 120Hz
 I_R Rated Alternating Current at 120Hz and Upper Category Temperature

Ordering example:

EKB 100 μF / 35V, $\pm 20\%$, size: 6.3mm x 11mm

Leads: Long

Ordering code: EKB00BA310F00

Leads: Short

Ordering code: EKB 05...

Leads: Bent open, shortened

Ordering code: EKB 09...

Leads: Bent open, shortened and formed

Ordering code: EKB 06...

ELECTRICAL CHARACTERISTICS, WEIGHT AND ORDERING CODE							
CAPACITANCE 120Hz C_R [μF]	RATED VOLTAGE U_R [V]	DIMENSIONS D x L [mm]	DISSIPATION FACTOR 120Hz	EQUIVALENT SERIES RESISTANCE 120Hz [Ω]	RATED CURRENT I_R 120Hz, 85°C [mA]	WEIGHT [g]	ORDERING CODE
680	6.3	8 x 11.5	0.28	0.55	338	1.1	EKB00PB368B00
1000	6.3	8 x 11.5	0.25	0.37	410	1.1	EKB00PB410B00
1500	6.3	10 x 16	0.29	0.26	575	2.0	EKB00DD415B00
2200	6.3	10 x 20	0.30	0.18	726	2.5	EKB00DE422B00
3300	6.3	13 x 16	0.33	0.13	922	3.0	EKB00GD433B00
4700	6.3	13 x 20	0.55	0.10	1149	3.8	EKB00GE447B00
6800	6.3	13 x 25	0.40	0.08	1406	4.5	EKB00GG468B00
10000	6.3	16 x 25	0.46	0.06	1732	7.0	EKB00JG510B00
15000	6.3	16 x 35.5	0.56	0.05	2161	11.0	EKB00JL515B00
22000	6.3	18 x 40	0.70	0.04	2586	16.0	EKB00KK522B00
150	10	5 x 11	0.24	2.12	129	0.5	EKB00AA315C00
220	10	5 x 11	0.24	1.45	156	0.5	EKB00AA322C00
330	10	6.3 x 11	0.24	1.00	220	0.8	EKB00BA333C00
470	10	6.3 x 11	0.24	0.68	262	0.8	EKB00BA347C00
680	10	10 x 12.5	0.24	0.47	433	1.5	EKB00DC368C00
1000	10	10 x 12.5	0.24	0.32	525	1.5	EKB00DC410C00
1500	10	10 x 16	0.25	0.22	604	2.0	EKB00DD415C00
2200	10	10 x 20	0.26	0.16	759	2.5	EKB00DE422C00
3300	10	13 x 20	0.29	0.12	1043	3.8	EKB00GE433C00
4700	10	13 x 25	0.31	0.09	1302	4.5	EKB00GG447C00
6800	10	16 x 25	0.36	0.07	1613	7.0	EKB00JG468C00
10000	10	16 x 35.5	0.42	0.06	2044	11.0	EKB00JL510C00
15000	10	18 x 35.5	0.52	0.05	2369	13.0	EKB00KL515C00
100	16	5 x 11	0.20	2.65	114	0.5	EKB00AA310D00
220	16	6.3 x 11	0.20	1.21	194	0.8	EKB00BA322D00
330	16	8 x 11.5	0.20	0.80	280	1.1	EKB00PB333D00
470	16	8 x 11.5	0.20	0.56	334	1.1	EKB00PB347D00
680	16	10 x 12.5	0.20	0.39	467	1.5	EKB00DC368D00
1000	16	10 x 16	0.20	0.27	621	2.0	EKB00DD410D00
1500	16	13 x 16	0.21	0.19	777	3.0	EKB00GD415D00
2200	16	13 x 20	0.22	0.13	963	3.8	EKB00GE422D00
3300	16	13 x 25	0.24	0.10	1220	4.5	EKB00GG433D00
4700	16	16 x 25	0.27	0.08	1540	7.0	EKB00JG447D00
6800	16	16 x 31.5	0.32	0.06	1864	9.0	EKB00JG468D00
10000	16	18 x 35.5	0.38	0.05	2294	13.0	EKB00KL510D00

ELECTRICAL CHARACTERISTICS, WEIGHT AND ORDERING CODE							
CAPACITANCE 120Hz CR [μF]	RATED VOLTAGE UR [V]	DIMENSIONS D x L [mm]	DISSIPATION FACTOR 120Hz	EQUIVALENT SERIES RESISTANCE 120Hz [Ω]	RATED CURRENT IR 120Hz, 85°C [mA]	WEIGHT [g]	ORDERING CODE
68	25	5.0 x 11.0	0.16	3.12	103	0.5	EKB00AA268E00
150	25	6.3 x 11	0.16	1.42	175	0.8	EKB00BA315E00
220	25	8.0 x 11.5	0.16	0.97	251	1.1	EKB00PB322E00
330	25	8.0 x 11.5	0.16	0.64	307	1.1	EKB00PB333E00
470	25	10.0 x 12.5	0.16	0.45	426	1.5	EKB00DC347E00
680	25	10.0 x 16.0	0.16	0.31	561	2.0	EKB00DD368E00
1000	25	10.0 x 20.0	0.16	0.21	742	2.5	EKB00DE410E00
1500	25	13.0 x 20.0	0.17	0.15	901	3.8	EKB00GE415E00
2200	25	13.0 x 25.0	0.18	0.11	1113	4.5	EKB00GG422E00
3300	25	16.0 x 25.0	0.20	0.09	1426	7.0	EKB00JG433E00
4700	25	16.0 x 31.5	0.23	0.07	1767	9.0	EKB00JS447E00
6800	25	18.0 x 35.5	0.28	0.06	2184	13.0	EKB00KL468E00
47	35	5.0 x 11.0	0.14	3.95	90	0.5	EKB00AA247F00
68	35	6.3 x 11.0	0.14	2.73	125	0.8	EKB00BA268F00
100	35	6.3 x 11.0	0.14	1.86	151	0.8	EKB00BA310F00
150	35	8.0 x 11.5	0.14	1.24	218	1.1	EKB00PB215F00
220	35	8.0 x 11.5	0.14	0.85	264	1.1	EKB00PB322F00
330	35	10.0 x 12.5	0.14	0.56	376	1.5	EKB00DC333F00
470	35	10.0 x 16.0	0.14	0.40	491	2.0	EKB00DD347F00
680	35	13.0 x 16.0	0.14	0.27	698	3.0	EKB00GD368F00
1000	35	13.0 x 20.0	0.14	0.19	918	3.8	EKB00GE410F00
2200	35	16.0 x 25.0	0.16	0.10	1276	7.0	EKB00JG422F00
3300	35	16.0 x 35.5	0.19	0.08	1685	11.0	EKB00JL433F00
4700	35	18 x 35.5	0.21	0.06	2041	13.0	EKB00KL447F00
33	50	5.0 x 11.0	0.12	4.83	86	0.5	EKB00AA233H00
68	50	8.0 x 11.5	0.12	2.34	167	1.1	EKB00PB268H00
100	50	8.0 x 11.5	0.12	1.59	202	1.1	EKB00PB310H00
150	50	10.0 x 12.5	0.12	1.06	287	1.5	EKB00DC315H00
220	50	10.0 x 12.5	0.12	0.72	348	1.5	EKB00DC322H00
330	50	10.0 x 16.0	0.12	0.48	467	2.0	EKB00DD333H00
470	50	10.0 x 20.0	0.12	0.34	608	2.5	EKB00DE347H00
680	50	13.0 x 20.0	0.12	0.24	858	3.8	EKB00GE368H00
1000	50	13.0 x 25.0	0.12	0.19	1135	4.5	EKB00GG410H00
1500	50	16.0 x 25.0	0.13	0.12	1360	7.0	EKB00JG415H00
2200	50	16.0 x 35.5	0.14	0.09	1573	11.0	EKB00JL422H00
3300	50	18.0 x 35.5	0.17	0.07	1924	13.0	EKB00KL433H00
15	63	5.0 x 11.0	0.10	8.85	58	0.5	EKB00AA215J00
22	63	5.0 x 11.0	0.10	6.03	70	0.5	EKB00AA222J00
33	63	6.3 x 11.0	0.10	4.02	98	0.8	EKB00BA233J00
47	63	6.3 x 11.0	0.10	2.82	117	0.8	EKB00BA247J00
68	63	8.0 x 11.5	0.10	1.95	167	1.1	EKB00PB268J00
100	63	8.0 x 11.5	0.10	1.33	202	1.1	EKB00PB310J00
150	63	10.0 x 12.5	0.10	0.89	287	1.5	EKB00DC315J00
220	63	10.0 x 16.0	0.10	0.61	381	2.0	EKB00DD322J00
330	63	10.0 x 20.0	0.10	0.41	509	2.5	EKB00DE333J00
470	63	13.0 x 20.0	0.10	0.29	714	3.8	EKB00GE347J00
680	63	13.0 x 25.0	0.10	0.20	936	4.5	EKB00GG368J00
1000	63	16.0 x 25.0	0.10	0.14	1259	7.0	EKB00JG410J00
1500	63	16.0 x 35.5	0.11	0.10	1561	11.0	EKB00JL415J00



ELECTRICAL CHARACTERISTICS, WEIGHT AND ORDERING CODE							
CAPACITANCE 120Hz CR [μF]	RATED VOLTAGE UR [V]	DIMENSIONS D x L [mm]	DISSIPATION FACTOR 120Hz	EQUIVALENT SERIES RESISTANCE 120Hz [Ω]	RATED CURRENT IR 120Hz, 85°C [mA]	WEIGHT [g]	ORDERING CODE
2.2	100	5.0 x 11.0	0.08	48.25	24	0.5	EKB00AA122L00
3.3	100	5.0 x 11.0	0.08	32.17	29	0.5	EKB00AA133L00
4.7	100	5.0 x 11.0	0.08	22.59	35	0.5	EKB00AA147L00
6.8	100	5.0 x 11.0	0.08	15.61	42	0.5	EKB00AA168L00
10	100	5.0 x 11.0	0.08	10.62	51	0.5	EKB00AA210L00
15	100	6.3 x 11.0	0.08	7.08	72	0.8	EKB00BA215L00
22	100	6.3 x 11.0	0.08	4.83	87	0.8	EKB00BA222L00
33	100	8.0 x 11.5	0.08	3.22	125	1.1	EKB00PB233L00
47	100	10.0 x 12.5	0.08	2.26	174	1.5	EKB00DC247L00
68	100	10.0 x 16.0	0.08	1.56	229	2.0	EKB00DD268L00
100	100	10.0 x 20.0	0.08	1.06	303	2.5	EKB00DE310L00
150	100	13.0 x 20.0	0.08	0.71	435	3.8	EKB00GE315L00
220	100	13.0 x 25.0	0.08	0.48	575	4.5	EKB00GG322L00
330	100	13.0 x 25.0	0.08	0.32	704	4.5	EKB00GG333L00
470	100	16.0 x 25.0	0.08	0.23	932	7.0	EKB00JG347L00
680	100	16.0 x 31.5	0.08	0.16	1227	9.0	EKB00JS368L00
1000	100	18.0 x 40.0	0.08	0.11	1758	16.0	EKB00KK410L00
4.7	160	6.3 x 11.0	0.15	42.35	34	0.8	EKB00BA147M00
6.8	160	8.0 x 11.5	0.15	29.27	49	1.1	EKB00PB168M00
10	160	10.0 x 12.5	0.15	19.90	68	1.5	EKB00DC210M00
15	160	10.0 x 16.0	0.15	13.27	92	2.0	EKB00DD215M00
22	160	10.0 x 16.0	0.15	9.05	111	2.0	EKB00DD222M00
33	160	10.0 x 20.0	0.15	6.03	149	2.5	EKB00DE233M00
47	160	13.0 x 20.0	0.15	4.24	208	3.8	EKB00GE247M00
68	160	13.0 x 25.0	0.15	2.93	273	4.5	EKB00GG268M00
100	160	13.0 x 25.0	0.15	1.99	331	4.5	EKB00GG310M00
150	160	16.0 x 25.0	0.15	1.33	450	7.0	EKB00JG315M00
220	160	16.0 x 31.5	0.15	0.91	596	9.0	EKB00JS322M00
330	160	18.0 x 35.5	0.15	0.61	822	13.0	EKB00KL333M00
3.3	200	6.3 x 11.0	0.15	60.32	29	0.8	EKB00BA133S00
4.7	200	8.0 x 11.5	0.15	42.35	40	1.1	EKB00PB147S00
6.8	200	10.0 x 12.5	0.15	29.27	56	1.5	EKB00DC168S00
10	200	10.0 x 12.5	0.15	19.90	68	1.5	EKB00DC210S00
15	200	10.0 x 16.0	0.15	13.27	92	2.0	EKB00DD215S00
22	200	10.0 x 16.0	0.15	9.05	111	2.0	EKB00DD222S00
33	200	10.0 x 20.0	0.15	6.03	149	2.5	EKB00DE233S00
47	200	13.0 x 20.0	0.15	4.24	208	3.8	EKB00GE247S00
100	200	16.0 x 25.0	0.15	1.99	368	7.0	EKB00JG310S00
150	200	16.0 x 35.5	0.15	1.33	517	11.0	EKB00JL315S00
220	200	18.0 x 35.5	0.15	0.91	671	13.0	EKB00KL322S00

ELECTRICAL CHARACTERISTICS, WEIGHT AND ORDERING CODE							
CAPACITANCE 120Hz CR [μF]	RATED VOLTAGE UR [V]	DIMENSIONS D x L [mm]	DISSIPATION FACTOR 120Hz	EQUIVALENT SERIES RESISTANCE 120Hz [Ω]	RATED CURRENT IR 120Hz, 85°C [mA]	WEIGHT [g]	ORDERING CODE
2.2	250	6.3 x 11.0	0.15	90.47	23	0.8	EKB00BA122N00
3.3	250	8.0 x 11.5	0.15	60.32	34	1.1	EKB00PB133N00
4.7	250	8.0 x 11.5	0.15	42.35	40	1.1	EKB00PB147N00
6.8	250	10.0 x 12.5	0.15	29.27	56	1.5	EKB00DC168N00
10	250	10.0 x 12.5	0.15	19.90	68	1.5	EKB00DC210N00
15	250	10.0 x 16.0	0.15	13.27	92	2.0	EKB00DD215N00
22	250	10.0 x 20.0	0.15	9.05	121	2.5	EKB00DE222N00
33	250	13.0 x 20.0	0.15	6.03	175	3.8	EKB00GE233N00
47	250	13.0 x 25.0	0.15	4.24	227	4.5	EKB00GG247N00
68	250	16.0 x 25.0	0.15	2.93	303	7.0	EKB00JG268N00
100	250	16.0 x 31.5	0.15	1.99	402	9.0	EKB00JS310N00
150	250	18 x 35.5	0.15	1.33	554	13.0	EKB00KL315N00
2.2	350	8.0 x 11.5	0.20	120.63	28	1.1	EKB00PB122O00
3.3	350	8.0 x 11.5	0.20	80.45	34	1.1	EKB00PB133O00
4.7	350	10.0 x 12.5	0.20	56.47	47	1.5	EKB00DC147O00
6.8	350	10.0 x 16.0	0.20	39.03	62	2.0	EKB00DD168O00
10	350	10.0 x 16.0	0.20	26.54	75	2.0	EKB00DD210O00
15	350	10.0 x 20.0	0.20	17.69	108	2.5	EKB00DE215O00
22	350	13.0 x 20.0	0.20	12.06	143	3.8	EKB00GE222O00
33	350	13.0 x 25.0	0.20	8.04	190	4.5	EKB00GG233O00
47	350	16.0 x 25.0	0.20	5.65	252	7.0	EKB00JG247O00
68	350	16.0 x 31.5	0.20	3.90	332	9.0	EKB00JS268O00
2.2	400	8.0 x 11.5	0.20	120.63	28	1.1	EKB00PB122X00
3.3	400	10.0 x 12.5	0.20	80.45	39	1.5	EKB00DC133X00
4.7	400	10.0 x 12.5	0.20	56.47	47	1.5	EKB00DC147X00
6.8	400	10.0 x 16.0	0.20	39.03	62	2.0	EKB00DD168X00
10	400	10.0 x 20.0	0.20	26.54	82	2.5	EKB00DE210X00
15	400	13.0 x 20.0	0.20	17.69	118	3.8	EKB00GE215X00
22	400	13.0 x 25.0	0.20	12.06	155	4.5	EKB00GG222X00
33	400	16.0 x 25.0	0.20	8.04	211	7.0	EKB00JG233X00
47	400	16.0 x 31.5	0.20	5.65	276	9.0	EKB00JS247X00
68	400	18.0 x 35.5	0.20	3.90	373	13.0	EKB00KL268X00
2.2	450	10.0 x 12.5	0.20	120.63	25	1.5	EKB00DC122P00
3.3	450	10.0 x 16.0	0.20	80.45	33	2.0	EKB00DD133P00
4.7	450	10.0 x 16.0	0.20	56.47	39	2.0	EKB00DD147P00
6.8	450	10.0 x 20.0	0.20	39.03	52	2.5	EKB00DE168P00
10	450	13.0 x 20.0	0.20	26.54	73	3.8	EKB00GE210P00
15	450	13.0 x 25.0	0.20	17.69	98	4.5	EKB00GG215P00
22	450	16.0 x 25.0	0.20	12.06	132	7.0	EKB00JG222P00
33	450	16.0 x 31.5	0.20	8.04	176	9.0	EKB00JS233POO
47	450	16.0 x 35.5	0.20	5.65	221	11.0	EKB00JL247P00

This datasheet has been download from:

www.datasheetcatalog.com

Datasheets for electronics components.